



ALLERGENS

AgraStrip®

Allergen Lateral Flow Devices

AgraStrip® Allergen lateral flow devices are immunochromatographic rapid tests designed for the allergen analysis of food samples. They allow for the simple, on-site qualitative detection of allergen traces in raw materials, finished food products, rinse waters and environmental samples.



How the test works

AgraStrip® allergen lateral flow devices allow for the fast, qualitative determination of allergen presence. After an extraction of only 1 minute, the sample is transferred to an incubation vial containing allergen-specific antibodies. The formation of allergen-antibody complexes is then detected on the test strips, where it is visualised as a color line.

Content of the kit

- 10 AgraStrip® lateral flow devices
- 1 bottle of ready-to-use extraction buffer
- 10 extraction tubes and caps
- 10 incubation vials
- 10 filtered dropper tips for the extraction tubes
- 10 swabs with break-off tips
- 1 rack for incubation vials

PRODUCT FEATURES


- Suitable for on-site testing
- No laboratory equipment needed
- Easy and simple procedure with ready-to-use components
- Highly specific and sensitive – low cut off levels
- Fast results – 11 minutes including extraction
- Stable – long shelf life at room temperature

Product	Item number	Limit of Detection
AgraStrip® Almond	10002019	2 ppm
AgraStrip® Beta-Lactoglobulin	10002032	0.5 ppm
AgraStrip® Brazil nut	10002055	5 ppm
AgraStrip® Casein	10002040	1 ppm
AgraStrip® Cashew/Pistachio	10002044	2 ppm
AgraStrip® Coconut	10002085	10 ppm
AgraStrip® Crustacea	10002074	2 ppm
AgraStrip® Egg	10002058	2 ppm
AgraStrip® Gluten	10002000	4 ppm
AgraStrip® Gluten G12	10001995	5, 10, or 20 ppm
AgraStrip® Hazelnut	10002004	5 ppm
AgraStrip® Lupin	10002047	10 ppm
AgraStrip® Macadamia nut	10002051	2 ppm
AgraStrip® Milk	10002078	1 ppm
AgraStrip® Mustard	10002068	2 ppm
AgraStrip® Peanut	10001988	1 ppm
AgraStrip® Sesame	10002062	5 ppm
AgraStrip® Soy	10002010	2 ppm
AgraStrip® Walnut	10002028	10 ppm

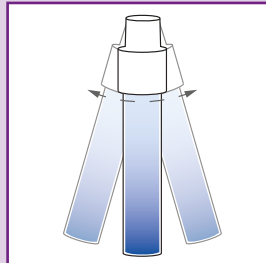
AgraStrip® Allergen

Please read the instruction in the package insert completely before performing any test.

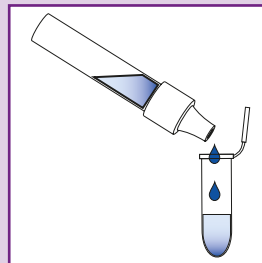
1 Extraction



Weigh in your sample and add it to the extraction tube. Then, fill the tube with extraction buffer until the fill level.




Close the tube with the cap, and shake vigorously by hand for 1 minute to extract the allergen.

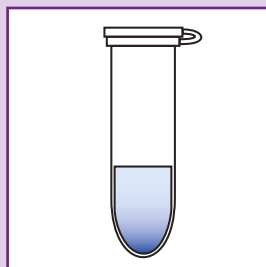


Remove the cap from the extraction tube and replace it with a filtered dropper tip. Transfer the extracted sample to a fresh incubation vial.

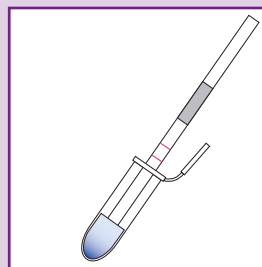
2 Assay



Close the lid of the incubation vial and shake vigorously by hand. Make sure that the extracted sample comes into contact with lid.



Place the incubation vial in the rack and incubate it for 5 minutes at room temperature.



Add a test strip to the incubation vial and incubate for 5 min. Ready! You can read the result.

Time
to result
11 min

Swabbing and rinse water application available.

This procedure may vary for some products. Please refer to the package insert of each product before performing any test.

For more information or to order, please contact us on (02) 9882 3666 or at orders@amsl.com.au

amsl.com.au

PR-100-138 February 2020

